



Jewellery Tag Global





FEATURES

- Jewellery Tag is ATEX approved and thus can be used in potentially explosive atmosphere
- The tag is frequency independent and has a smooth surface for convenient labeling of price, material, style or other information.
- Very small and attractive in size & shape with multi read/write capability
- Dust & Waterproof
- Flexible Read/Write Range (reader dependant).
- Insensitive to almost all non metallic materials.

APPLICATIONS

- The Jewellery Tag is specifically designed to protect high value jewellery and small expensive accessories.
- Automatic tracking of Jewellery to market communities, secured storing and other areas.
- It can read hundreds of pieces of jewellery attached with RFID tags in seconds.
- Suitable for small form factor with longer read range capability is required including inside metal containers or computer equipment, etc.
- It is more effective to make an inventory of the jewellery.

Chip Type:	Alien Higgs 4 EPC Class 1 Gen 2	
	EPC 96 bit extendable up to 128 bits	
	User Memory 128 bit	
	Data retention of 50 years	
	Write endurance 100.000 cycles	
Mechanical:	Length	40mm
	Width	20mm
	Thickness	3.0mm
	Material	ABS
	Colour	Blue
	Weight	2.0 gm.
Electrical:	Operating Frequency	860-928 MHz
	Operating mode	Passive (battery-less transponder)
Ingress Protection:	IP68	
Thermal:	Storage Temp.	-20°C to +70°C
	Operating Temp.	-20°C to +70°C
Part Number:	311Y1-Ex02	
Atex Marking details:	 II 1 G, Ex ia IIC T5 Ga	
Options:	Available with:	
	Other IC type	
	Other plastic material and colours e.g. PC/ABS	
	Thread / Adhesive backing for easy mounting	



Note: Tolerance applicable are Length: $\pm 1\text{mm}$, Width: $\pm 0.5\text{mm}$ and Thickness: $\pm 0.3\text{mm}$

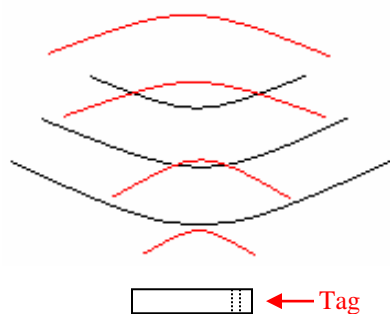
Tag Placement

- Jewellery tag is polarized perpendicular to its length.
- Ensure that there is no hindrance between the tag and the reader antenna.
- Reader antenna should be parallel to length of tag as shown in below figure:

Correct way



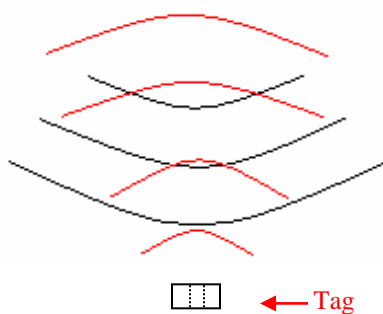
Antenna



Wrong way



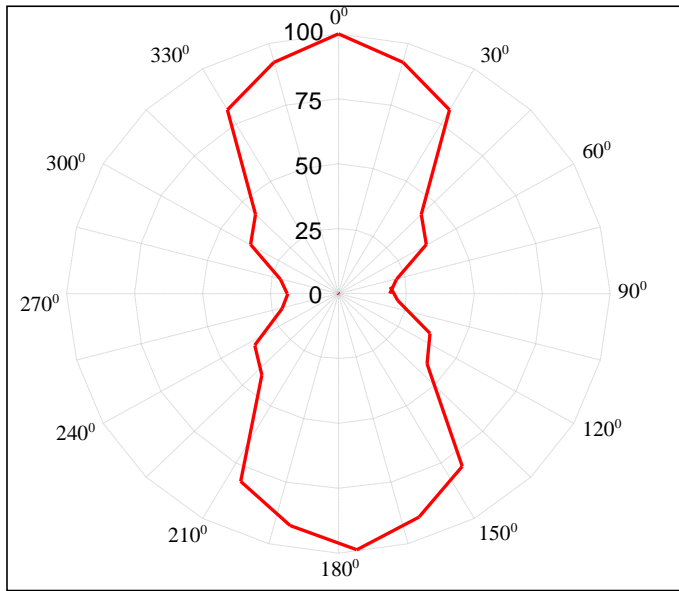
Antenna



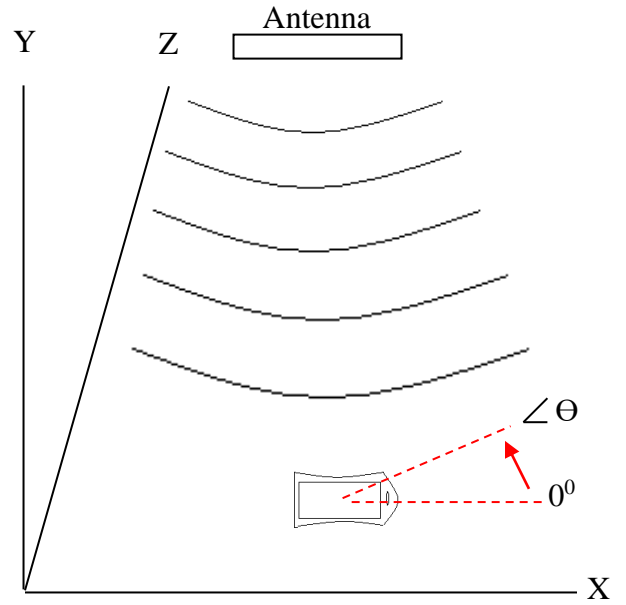
- Tag can be attached through Thread, Cable Ties or Adhesive tape.

Jewellery Tag Angular Sensitivity

(Relative Read Range vs. Orientation)



Read range (in percent) at various angle



Tag is rotated in the X-Y plane about the z axis